



American Folk Art

A FAUX SCRIMSHAW PROJECT



During off-duty hours, many sailors on whaling ships expressed their artistry by decorating whale ivory, bone and baleen with intricate carved designs. These artists were called scrimshanders.

Students today can get a feel for the process by carving designs into wax candles to create a “faux scrimshaw” work of art.

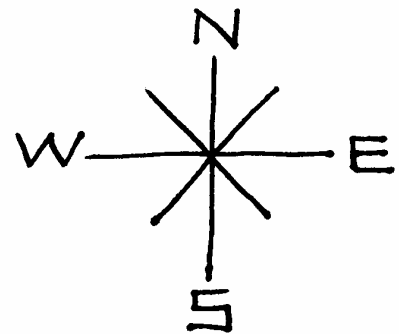


MATERIALS NEEDED

- Votive candle (white or ivory colored) 2” tall by 1 1/2” diameter
- Pointed carving tool (a mechanical pencil works well)
- Brown shoe polish (cake style in a can)
- 2 soft cloths – one for applying polish and a clean one for buffing the surface
- Masking tape
- Paper
- Pencil

DIRECTIONS

- Sketch a nautical design onto a 2” tall by 5” wide area on a piece of paper or tracing paper. *(See sample designs on this page)*
- On the reverse of your sketch, color the whole design area with a thick layer of pencil. This will act as carbon paper to transfer the design to wax.
- Tape your design to the candle.
- Transfer your design to the wax candle by tracing over your lines with a pencil.
- Remove the paper. A light imprint of your design should be visible.
- Using the carving tool, trace over your design. As you trace, you should dig in a bit to create a recessed line. Brush away excess wax as you go.
- With a cloth, rub shoe polish over your design. Be sure to get enough polish to fill the cracks of your design.
- With a soft polishing cloth, rub off excess polish. The only polish remaining should be in the lines of your design.
- You’re done! It’s fun to see your design appear, isn’t it!
- *Optional: If you are a confident carver, you may want to carve directly on the candle without using the sketch transfer process.*



Wholesale candle supplier:

General Wax & Candle Company
 6863 Beck Avenue, North Hollywood
 (2 blocks east of Lankershim and 1/2 block north of Vanowen)
 Hours M – F 9:00 – 5:00, Sat: 9:00 – 2:00
 818-765-6357 or 800-929-7867
www.genwax.com

Recommendation: 15 hr. votive candle, 2” tall by 1 1/2” diameter. Box of 36 = \$8.75, Case of four boxes = \$31.50.
 Special prices on closeouts, & overruns.
 You can also buy wax by the block.

Teachers are welcome to reproduce this activity for individual classroom use only. Copyright Alexis O'Neill 2000
 Questions? E-mail AlexisInCA@aol.com

Sketching area paper template 2” by 5”

